

JOB REFERENCE \_\_\_\_\_ /s/ \_\_\_\_\_

SUBMITTAL DATA:

Qty	Platform/Sensor	Cable Length	Display Increments
		FT	
		M	
		FT	
		M	
		FT	
		M	
		FT	
		M	

**MODEL NO:** CANADA INTERNATIONAL

**WR150-1** **WR68K-1** **WR100K-1** **1-Cylinder Scale with 1 Wizard (1-Channel)**  
**WR150-2** **WR68K-2** **WR100K-2** **2-Cylinder Scales with 1 Wizard (2-Channels)**  
**WR150-3** **WR68K-3** **WR100K-3** **3-Cylinder Scales with 1 Wizard (3-Channels)**  
**WR150-4** **WR68K-4** **WR100K-4** **4-Cylinder Scales with 1 Wizard (4-Channels)**

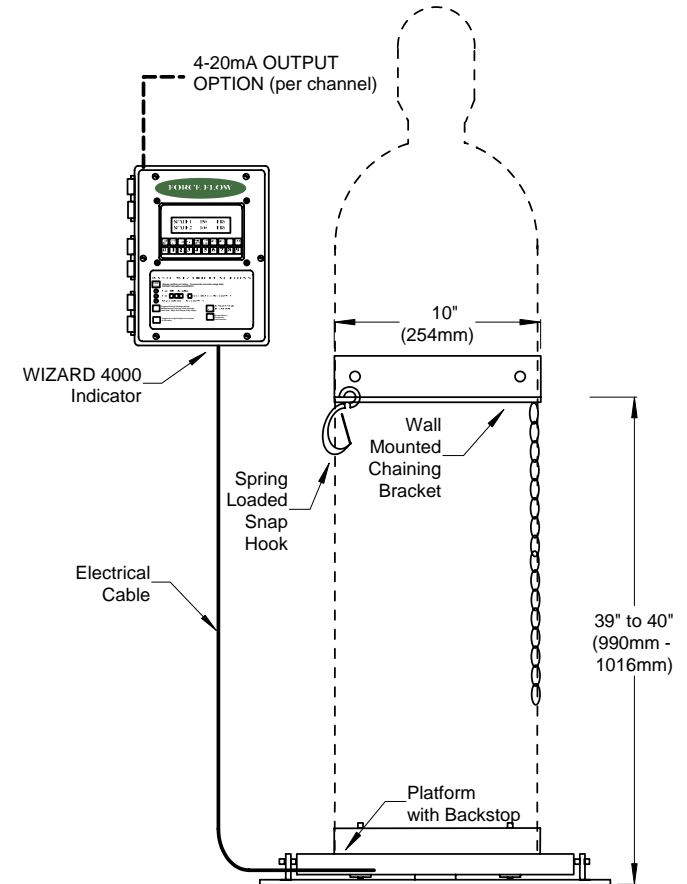
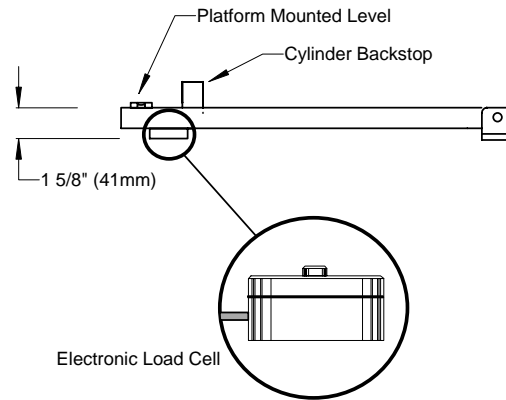
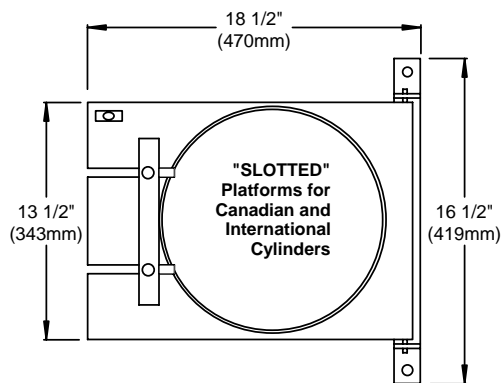
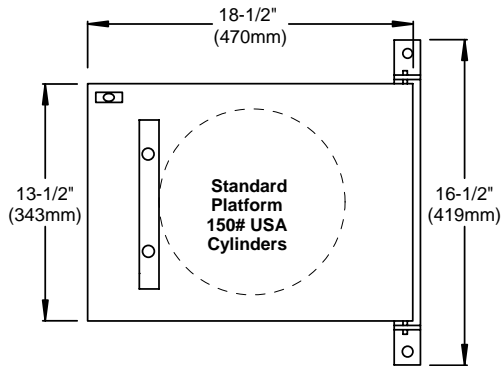
**NOTE:** Model letters WR were formerly DR and interchangeable.

WIZARD INDICATOR MODEL NO: \_\_\_\_\_

4-20mA OUTPUTS \_\_\_\_\_

RELAYS \_\_\_\_\_ DRY CONTACT / SOLID STATE  
N.O. / N.C.

OTHER OPTIONS: \_\_\_\_\_



1150-D Burnett Ave, Concord, CA 94520 USA  
1-800-893-6723 US & Canada, Fax: 925-686-6713  
www.forceflow.com / info@forceflow.com

File: T4IO&MICYL WIZ150#WIZ.tcw (CW01.PDF) (WEB:150#WIZ.pdf)  
EMAIL: DRAWINGS/CYL/150#WIZ.PDF

**ELECTRONIC CHLOR-SCALE 150  
with WIZARD 4000 INDICATOR  
for Weighing Chlorine &  
Sulfur Dioxide Cylinders**

Drawn by: SLP  
Date: 01/02/94  
Revised: 04/17/97  
Scale: NONE

Drawing Number  
**30291**