

SpillSafe IBC TOTE SCALE

WITH INTEGRAL SECONDARY CONTAINMENT

HELPS YOU COMPLY
WITH EPA REGULATION
40 CFR 264.175

SAFELY TRACK USAGE
AND REMAINING
CHEMICAL IN TOTE

CONTAINS SPILLS
AND LEAKS

FULL 5-YEAR
WARRANTY

The SpillSafe™ IBC Tote Scale monitors chemical usage and remaining inventory while providing total containment in case of a leak or spill. This combined scale/containment system eliminates the headache of mixing and matching one manufacturer's scale with another's secondary containment system.

A 2-part epoxy powder coated solid steel platform with integral restraint clips securely holds the polyethylene spill containment pallet. Four IP67 rated shear beam load cells located outside the spill containment vessel provide the highest accuracy weight measurement possible.

The SpillSafe IBC Tote Scale comes with the exclusive Force Flow Performance Guarantee™ and 5-Year Warranty to ensure your investment continues to meet your chemical monitoring needs, year after year.




Monitor

- FLUORIDE
- HYPO
- POLYMER
- CAUSTIC
- ALUM
- AMMONIA
- and OTHERS!

SpillSafe Model 62-SC32-HA4

IBC Tote Scale with Secondary Containment

- 365 Gallon Spill Capacity
- 8500 lb Max Capacity
- 62" x 62" Platform
- 1/10 of 1% Full Scale Accuracy
- Includes both scale platform and containment basin (IBC tote not included)



Can also be used to monitor chemical day tanks




WIZARD 4000™
(1 TO 4 CHANNEL)
Bulletin 400



SOLO G2™
(1 OR 2 CHANNEL)
Bulletin 516

In 2005, Force Flow introduces the chemical feed world to the first day tank scale that includes integral spill containment!



FORCE FLOW

CHECK. CONTROL. COMPLY.



SpillSafe IBC TOTE SCALE

WITH INTEGRAL SECONDARY CONTAINMENT

REV 08/28/2024

MODELS & ORDERING INFORMATION

MODEL	62-SC32-HA4
MAX CAPACITY	8500 lb / 3855 kg
SPILL CAPACITY	365 gallons / 1381 liters
PLATFORM DIMENSIONS	62" x 62" x 3 5/8" 1575mm x 1575mm x 92mm
CONTAINMENT DIMENSIONS	62" x 62" x 28" 1575mm x 1575mm x 711mm
PLATFORM MATERIAL	2-Part Epoxy Powder Coated A36 Solid Steel Plate*
SUMP MATERIAL	Linear Low Density Polyethylene (LLDPE)
LOAD CELLS	(4) Shear Beam Strain Gauge, with adjustable leveling foot
ANCHOR PLATES	(4) Four
SUMMING BOX	Model J40 (included)
CABLE LENGTH	20 ft / 6 m standard
ACCURACY	1/10th of 1% Full-Scale
WARRANTY	5-Year
SHIPPING WT	720 lb / 327 kg



*Solid steel plate construction allows platform to be used as a standard tank scale without containment if desired

DIGITAL WEIGHT INDICATORS

(Select one for a complete scale system)



Wizard 4000
Advanced Multi-Channel
Weight Indicator

Monitors Up To 4 Scales

Displays NET WT, FEED
RATE, DAYS TIL EMPTY,
DAILY USED & TOTAL
USAGE

See Bulletin 400 for more information



SOLO G2
Single or Dual
Channel Weight
Indicator, Standard
4-20mA Output

See Bulletin 516 for more information

